


CamberChek Manual

Greenslade & Company, Inc USA


817-870-8888

sales@greensladeandcompany.com

CamberChek Gage Determining Bolt or Screw Straightness




Using the CamberChek Gage



- ❑ Place bolt between sliding and stationary rail.
- ❑ Rotate the bolt to the smallest position .
- ❑ Zero indicator

Determining bolt or screw bend



- Rotate bolt to largest reading.
- This is the “camber” or bend in the bolt or screw being inspected.